

Fig. 1 for Question 1

One cartoonist's view of the importance of land tenure




Table 1 for Question 3

Percentage total energy use for selected MEDCs in Europe in 2011

country	fossil fuels	alternatives* and nuclear power	combustible renewables**
Poland	91.6	0.4	8.0
Denmark	74.1	5.1	20.8
Belgium	71.1	23.3	5.6
Norway	59.6	35.0	5.4
France	47.3	47.0	5.7
Iceland	15.6	84.4	0.0

*alternatives are sources such as HEP, geothermal and solar power.

**combustible renewables are biomass and biofuels.

Fig. 2 for Question 6

**Tourism's total contribution to GDP and employment
in six selected countries in Asia Pacific, 2012**

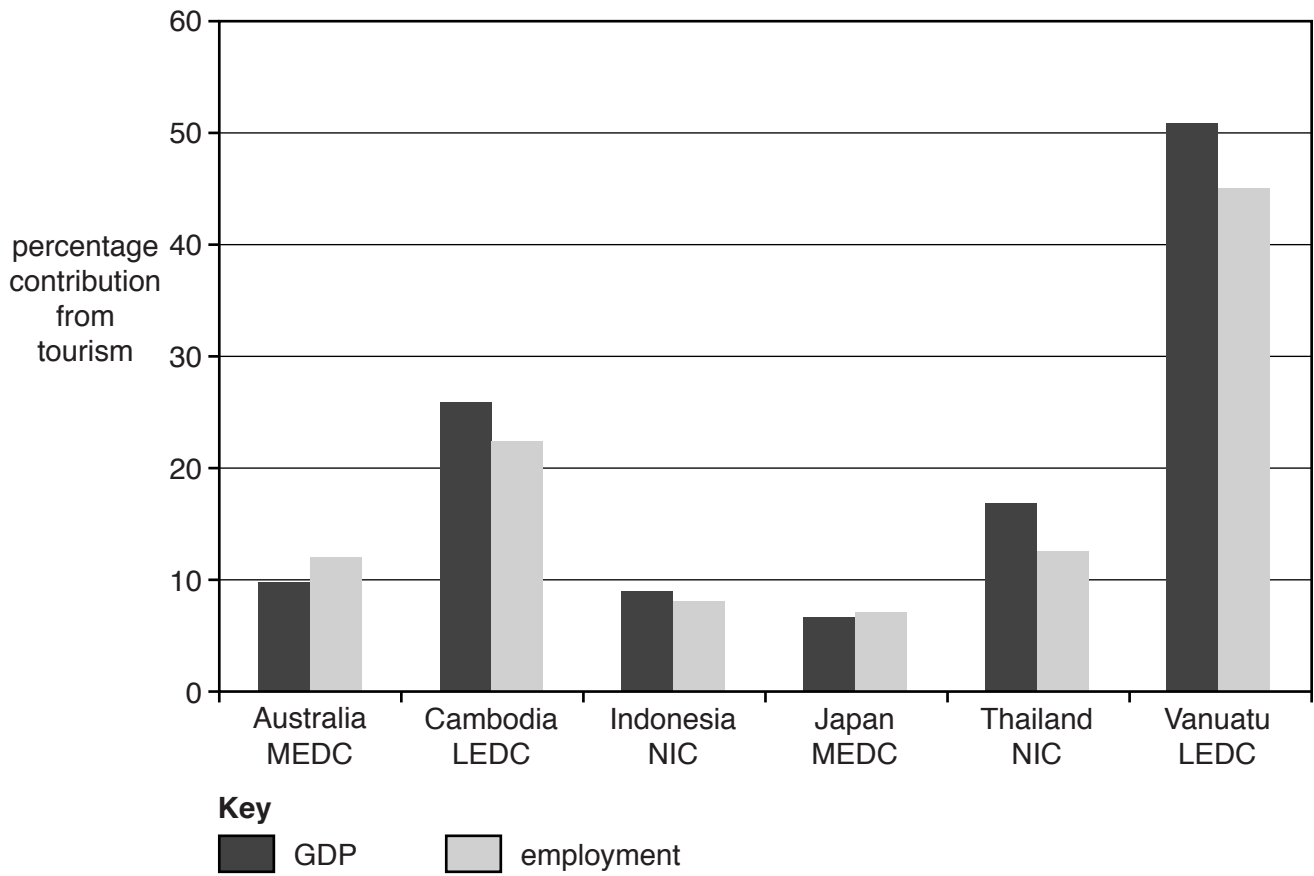
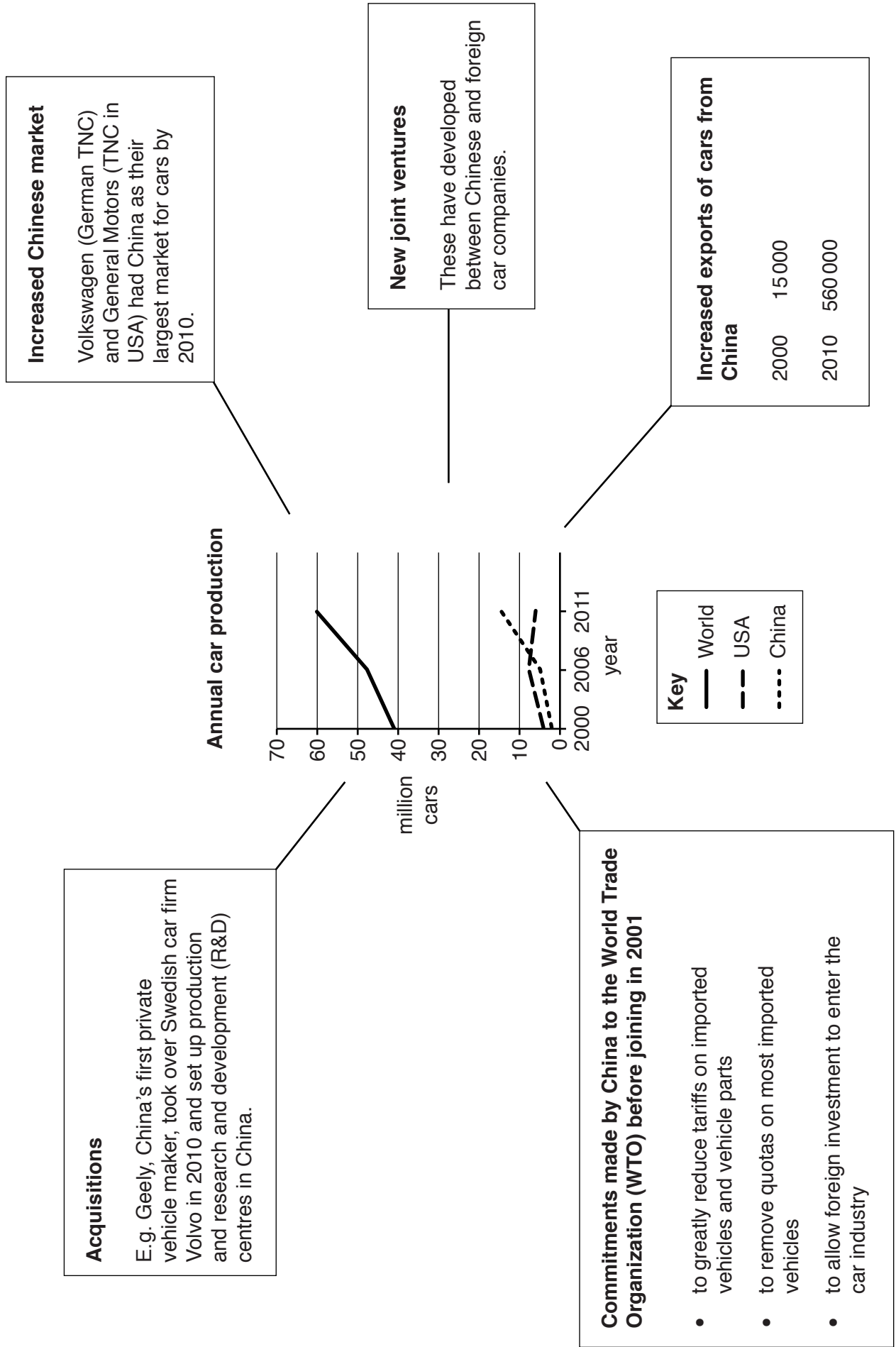


Fig. 3 for Question 7

Selected information for the car industry in China



BLANK PAGE

Permission to reproduce items where third-party owned material protected by copyright is included has been sought and cleared where possible. Every reasonable effort has been made by the publisher (UCLES) to trace copyright holders, but if any items requiring clearance have unwittingly been included, the publisher will be pleased to make amends at the earliest possible opportunity.

To avoid the issue of disclosure of answer-related information to candidates, all copyright acknowledgements are reproduced online in the Cambridge International Examinations Copyright Acknowledgements Booklet. This is produced for each series of examinations and is freely available to download at www.cie.org.uk after the live examination series.

Cambridge International Examinations is part of the Cambridge Assessment Group. Cambridge Assessment is the brand name of University of Cambridge Local Examinations Syndicate (UCLES), which is itself a department of the University of Cambridge.